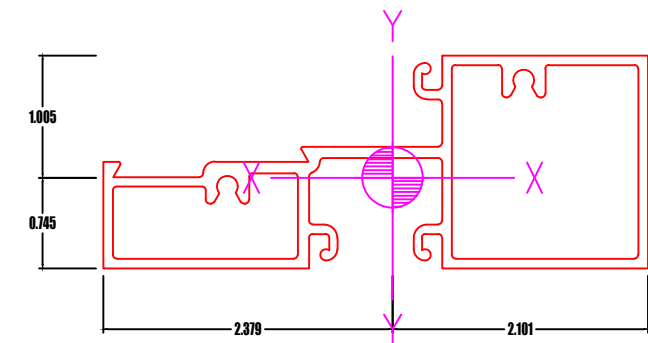
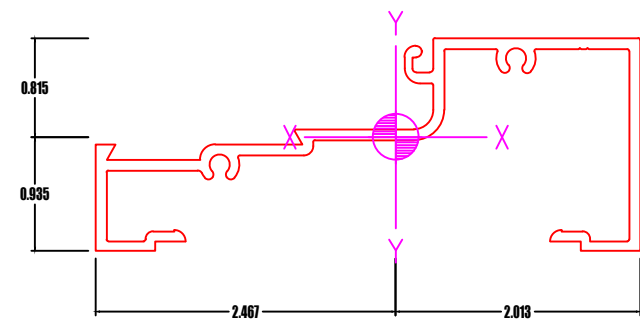


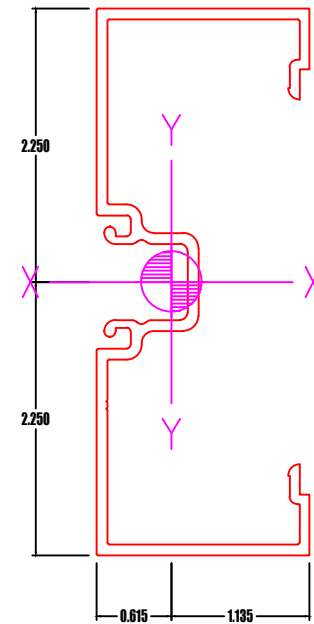
CDC SECTION PROPERTIES		
Area	1.063	IN ²
Perim.	24.196	IN
Weight	1.250	LBS/FT
<u>X-X AXIS</u>		
Ixx	0.357	IN ⁴
Sxx(max)	0.605	IN ³
Sxx(min)	0.308	IN ³
Rxx	0.580	IN
<u>Y-Y AXIS</u>		
Iyy	2.640	IN ⁴
Syy(max)	1.179	IN ³
Syy(min)	1.178	IN ³
Ryy	1.576	IN



CDC SECTION PROPERTIES		
Area	1.253	IN ²
Perim.	17.216	IN
Weight	1.474	LBS/FT
<u>X-X AXIS</u>		
Ixx	0.415	IN ⁴
Sxx(max)	0.558	IN ³
Sxx(min)	0.413	IN ³
Rxx	0.576	IN
<u>Y-Y AXIS</u>		
Iyy	2.309	IN ⁴
Syy(max)	1.099	IN ³
Syy(min)	0.971	IN ³
Ryy	1.357	IN



CDC SECTION PROPERTIES		
Area	0.914	IN ²
Perim.	20.790	IN
Weight	1.075	LBS/FT
<u>X-X AXIS</u>		
Ixx	0.279	IN ⁴
Sxx(max)	0.342	IN ³
Sxx(min)	0.299	IN ³
Rxx	0.553	IN
<u>Y-Y AXIS</u>		
Iyy	2.209	IN ⁴
Syy(max)	1.098	IN ³
Syy(min)	0.895	IN ³
Ryy	1.555	IN



CDC SECTION PROPERTIES		
Area	0.978	IN ²
Perim.	22.312	IN
Weight	1.150	LBS/FT
<u>X-X AXIS</u>		
Ixx	2.553	IN ⁴
Sxx(max)	1.135	IN ³
Sxx(min)	1.135	IN ³
Rxx	1.616	IN
<u>Y-Y AXIS</u>		
Iyy	0.347	IN ⁴
Syy(max)	0.564	IN ³
Syy(min)	0.306	IN ³
Ryy	0.596	IN